
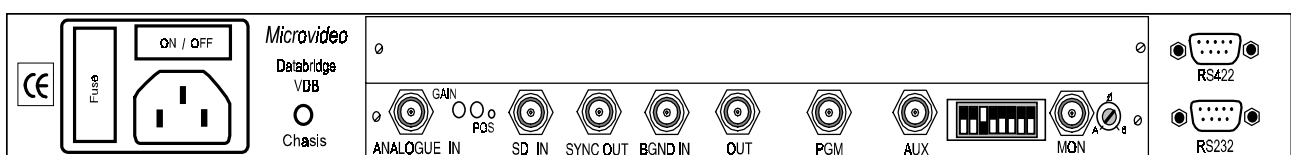
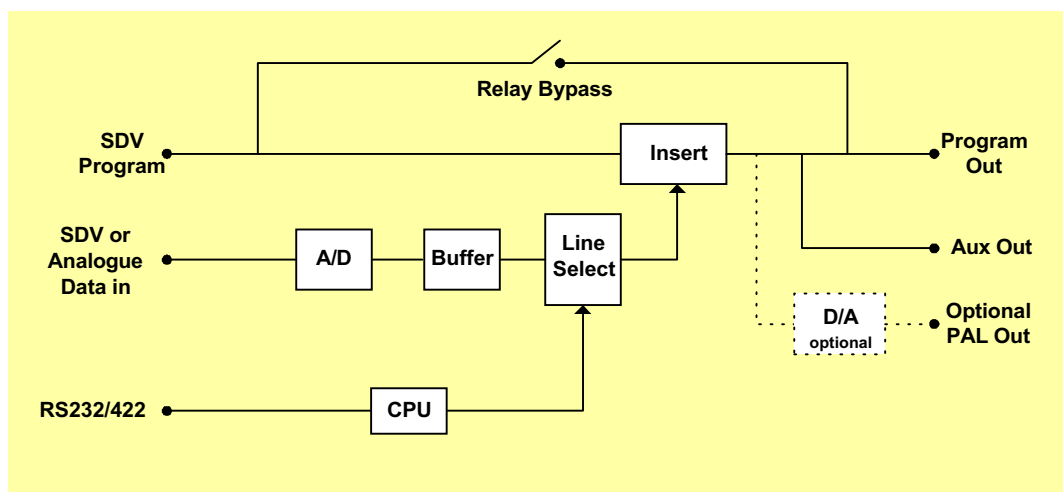


## Serial Digital VBI Data Bridge

- Inserts VBI data into SDV
- Copy VBI data
- Move data between VBI lines
- Asynchronous data input
- Advanced sync reference output



The VDB Data Bridge is designed to provide a cost effective solution to several system integration problems involving data signals carried on VBI lines. The Data Bridge has two inputs, the digital program input and a data input. The data input is either digital or analogue or both may be fitted. An internal buffer stores the VBI data allowing it to insert data from non - synchronous sources. With the Data Bridge it is possible to take VBI data from one digital stream and insert it into another, copy VBI data between SDV streams, swap data between different lines in the VBI or insert ITS signals. The VBI data is stored in the buffer as a video signal and is not decoded or regenerated allowing the Data Bridge to be used with any type of VBI signal. Line selection can be controlled from an integral front panel, or may be programmed in an EPROM. An optional analogue PAL/NTSC output is available for monitoring purposes.



## Specifications:

<b>Inputs:</b>	Program	1 x BNC. SDV 270Mb/s to EBU tech 3267, SMPTE 259M
	VBI Data (SDV)	1 x BNC. SDV 270Mb/s to EBU tech 3267, SMPTE 259M
	VBI Data (Y)	1 x BNC. Analogue composite PAL/NTSC 1v p-p into 75R. Y only sampling with full spec 601 filters.
<b>Outputs:</b>	Program	1 x BNC. SDV 270Mb/s to EBU tech 3267, SMPTE 259M with power fail bypass relay.
	Out	1 x BNC. Reclocked SDV 270Mb/s to EBU tech 3267, SMPTE 259M.
	Aux	1 x BNC. SDV 270Mb/s to EBU tech 3267, SMPTE 259M.
	Mon	1 x BNC. Analogue composite PAL/NTSC, 1v p-p into 75R.
	Syncs	1 x BNC. Analogue advanced syncs & black, 0.3v or 2v. Timing 0-1us advance in 74ns steps.
<b>Control:</b>	RS232/GPI	1 x 9 way male 'D' for remote control & GPI selection of insertion tables.
	RS422	1 x 9 way male 'D' for remote control.
<b>Physical:</b>	19" rack mounting 1U case, 400mm deep.	

## Ordering Information:

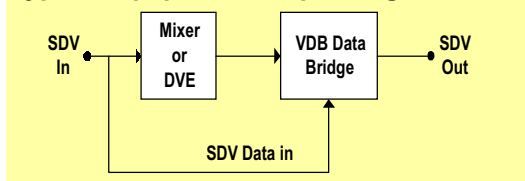
<b>VDB-SD</b>	Data bridge with SDV data input, front panel setup & control
<b>VDB-ANX</b>	Data bridge with analogue data input, front panel setup & control (no SDV data input)
<b>VDB-SD-AN</b>	Data bridge with SDV and analogue data inputs, front panel setup & control

## Options:

<b>-MON</b>	Analogue composite PAL/NTSC output for monitoring
<b>-ITS</b>	Insertion Test Signals (UK or CCIR)
<b>-DM</b>	Dual mains inlet & transformer

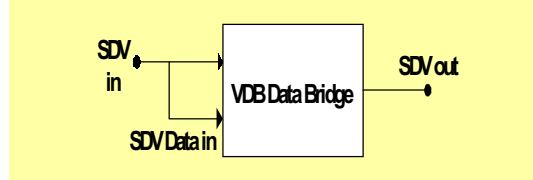
## Typical Applications:

### Bypass equipment not passing VBI



The Databridge presents a bypass only for selected lines in the VBI (lines 2-22). It takes the selected lines from the input to a mixer or DVE and stores them in the buffer before inserting them into the selected lines on the output.

### Moving Data from one line to another



The program SDV is also fed to the SDV data input, where the internal buffer stores the VBI data. Each VBI line can then be assigned to another line, e.g. line 17 could be moved onto line 22.

### Combining & moving VBI Data between two Video feeds.

This will allow the copying of VBI data from one video feed to another, including mixed SDV & PAL systems.

